



HISTORY Like much of the surrounding Seattle cityscape, Ballard saw slow growth and hardship in its early years. Before approving the annex to Seattle, though, the small town of Ballard had seen record growth – growing from around 5,000 to 17,000 residents in seven years. This overwhelmed the town. After failing the first time, the vote succeeded and Ballard became a part of Seattle in 1907. Ten years later, the USS Roosevelt led a marine parade through the Ship Canal to the locks. A crowning achievement, though naval ships soon became too broad to pass through, leaving the locks to be used primarily by fishing and recreational vehicles and the occasional barge.



WALKABILITY
95

TRANSIT
53

BICYCLE
79

OUR FAVORITE SPOTS TO EAT, DRINK, AND BE MERRY

- San Fermo
- Bastille Café & Bar
- Stoneburner
- Bitterroot
- Ocho
- Staple & Fancy
- Un Bien
- Hazlewood
- Chuck's Hop Shop

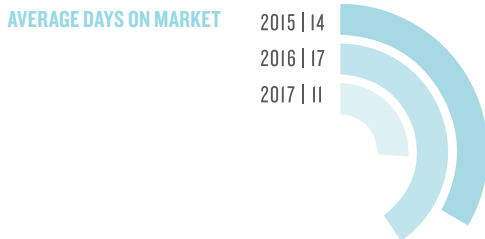


WHO LIVES HERE? With the business boom and a bit of overpopulation on Capitol Hill, Ballard has seen a huge influx of young, single adults living with roommates. It is now the place to be if you are a student, or even an entry level employee of one of the many corporations downtown. That, of course, is beside the well known residents like restaurateur Tom Douglas, radio talk show host Dori Monson and UFC fighter Josh Barnett.


CULTURE In its early years, Ballard saw a mass migration of Scandinavian people, due largely in part to military tension and famine in Northern Europe. This left a huge imprint on the architecture in the area. Something that is still quite prevalent today, even as rapid growth is changing the landscape. In the mid-80s and early-90s, Ballard was the butt of practically every joke on the pseudo-famous, local late night show “Almost Live,” but today it has grown into a hip neighborhood with a great nightlife and amazing restaurants while still celebrating its heritage during events like Syttende Mai [Soot-n-duh My] (the 17th of May festival) and Viking Days at the Nordic Heritage Museum.

MARKET DATA All figures are based on single-family home and condo sales. Graphs were created by METROPOLIST using Trendgraphix, but information was not verified or published by NWMLS. Data reflects all new and resale condos sold.

SINGLE FAMILY HOMES



MEDIAN SOLD PRICE



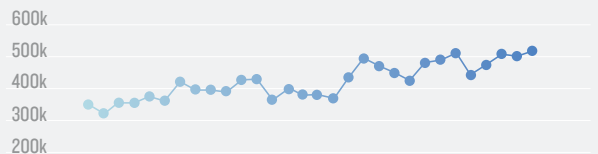
MONTHS OF INVENTORY



CONDO CORNER



MEDIAN SOLD PRICE



MONTHS OF INVENTORY

