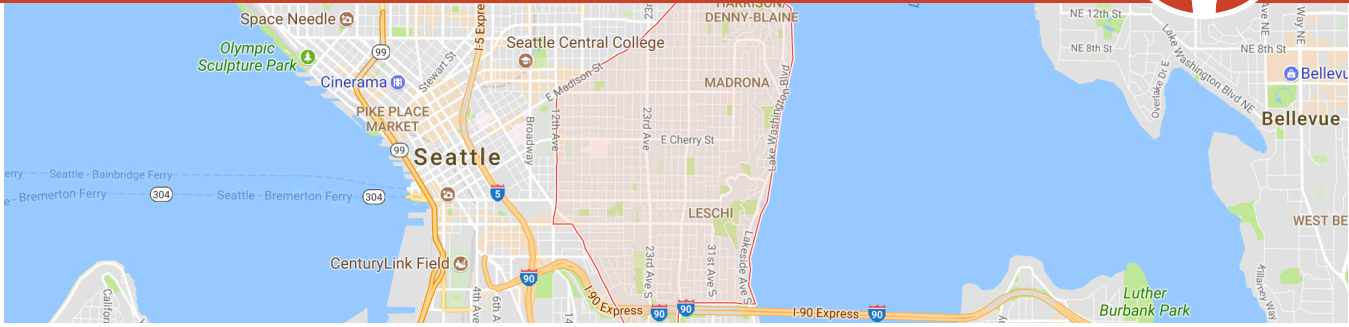


QUEEN ANNE // COME FOR THE VIEW, STAY FOR THE VIEW.



HISTORY: More than 13,000 years ago, the Vashon Glacier carved the topography of most of the Puget Sound region as it slowly melted away. What it left behind was hilly and fertile. Perhaps this is why this particular hill was called Eden for a while. Even though settlers began coming to the area in the early 1850s, it wasn't until 1875 when a windstorm flattened much of the dense forest growth that those settlers felt inclined to really begin building on that hillside. In fact, it took the unprecedented effort of offering a two-for-one deal where you could get two plots of land for the price of one. In today's real estate boom, that seems crazy. At the time, so many Queen Anne style homes were built that the area adopted the name.



OUR FAVORITE SPOTS TO EAT, DRINK, AND BE MERRY

- Uptown Espresso
- Peso's
- Buckley's
- El Diablo
- Kerry Park
- Mescaleria De Ouaxaca
- Betty
- Loredo
- Toulouse Petit
- Lloyd Martin



WHO LIVES HERE? Queen Anne has never housed a queen, but it has been the home of some of the area's most affluent and politically important people including David Denny, newspaper publisher Alden J. Blethen, Dennis the Menace creator Hank Ketcham, former governor Gary Locke, composer and conductor Gerard Schwartz, and child star and radio talk show host Danny Bonaduce. Needless to say, there are some big and beautiful homes located in the area as well as some of the best views of downtown and Elliott Bay (we're looking at you Kerry Park).

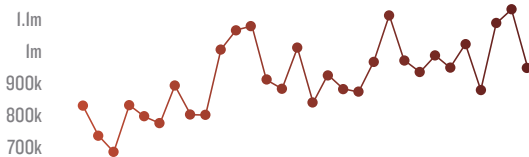
CULTURE. Today, Queen Anne is much more than just a steep hill crowned in luxury. Starting at its base, Seattle Center remains a hub of arts and entertainment extending in every direction and not limited to the confines of its campus. East and West Queen Anne are speckled with residential infrastructure of all kinds and come together at Queen Anne Avenue, where quaint, small-town like businesses seem to quiet things down a bit. Finally, North Queen Anne runs along the Fremont Cut of the Ship Canal where you will find everything from Seattle Pacific University to some of the beautiful houseboats Seattle is famous for.

MARKET DATA. All figures are based on single-family home and condo sales. Graphs were created by METROPOLIST using Trendgraphix, but information was not verified or published by NWMLS. Data reflects all new and resale condos sold.

SINGLE FAMILY HOMES



MEDIAN SOLD PRICE



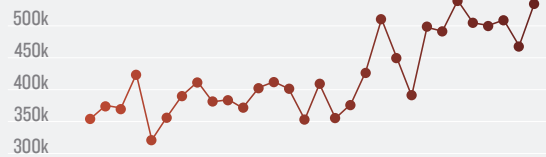
MONTHS OF INVENTORY



CONDO CORNER



MEDIAN SOLD PRICE



MONTHS OF INVENTORY

